

Safety by XSPlatforms

Safety with a ★

Tailor-made

The XSPlatforms fall protection portfolio offers solutions to accommodate a wide range of customer needs, from the highest safety level, with maximum freedom of movement, to simple systems that cover all the bases, but require a little more user know-how. We have tailor-made solutions for any building and any situation.

Explanation

5 stars ★★★★★

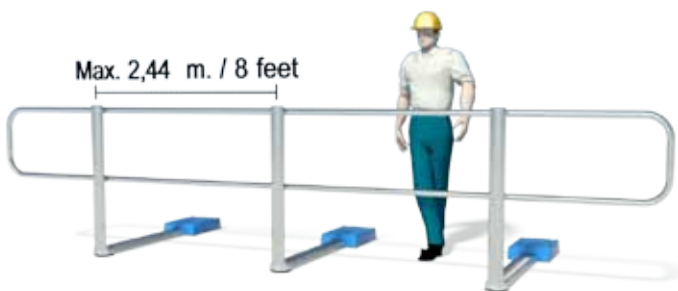
safety level

Maximum permanent safety

Number of users: unlimited

Suitable for: any roof type

The XTP-Guardrail system of roof edge railings, with optional toe boards, turns the entire roof into a safe access area without the need for special precautions or personal protection gear. Requires no specific user knowledge of fall protection systems.



Installation

The XTP-Guardrail system is available with straight, curved, or folding posts. The free-standing structure can be mounted on practically any type of roof and can be used as a temporary or permanent solution.



Properties

- Permanent and temporary use
- Choice of straight, curved, or folding posts
- Requires no user know-how

Explanation

4 stars ★★★★★

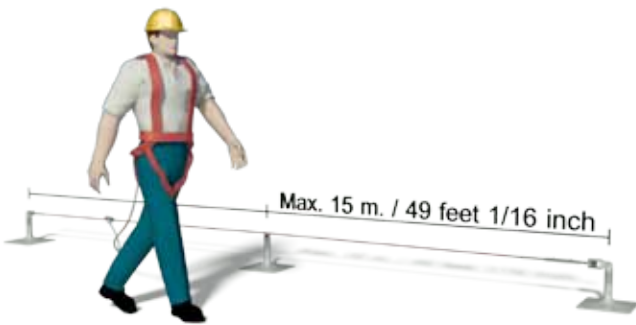
safety level

Practical safety

Number of users: 2 persons per track

Suitable for: any roof type

*Permanently fitted XTS-Impact anchor points at intervals of up to 12 metres, with an XTS-Linked steel cable system attached.
The user is permanently hooked up by means of a slider, but maintains full freedom of movement.*



Installation

A series of anchor points connected by steel cables form a permanent steel cable track centrally positioned on the roof or following the roof edge contours at a distance of 2 to 4 metres. The user is permanently hooked up and has optimum freedom of movement at either end of the steel cable. Since the steel cable track is positioned at a fixed distance from the roof edge, the length of the lifeline needs to be adjusted only once. Once hooked up to the steel cable track, the user can safely walk the entire roof.

Properties

- Access to the entire roof surface
- Hook up once for maximum safety
- Steel cable track marks the safe zone



Explanation

3 stars ★★☆☆

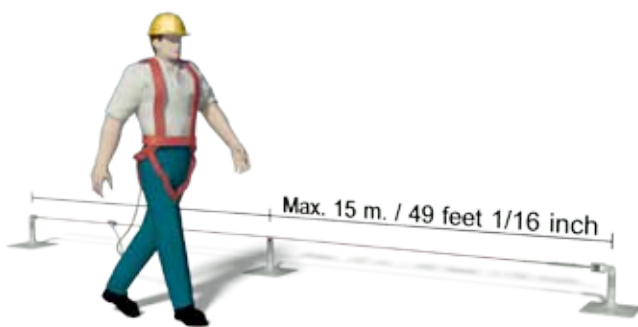
safety level

Practical and cost-effective safety

Number of users: 2 persons per track

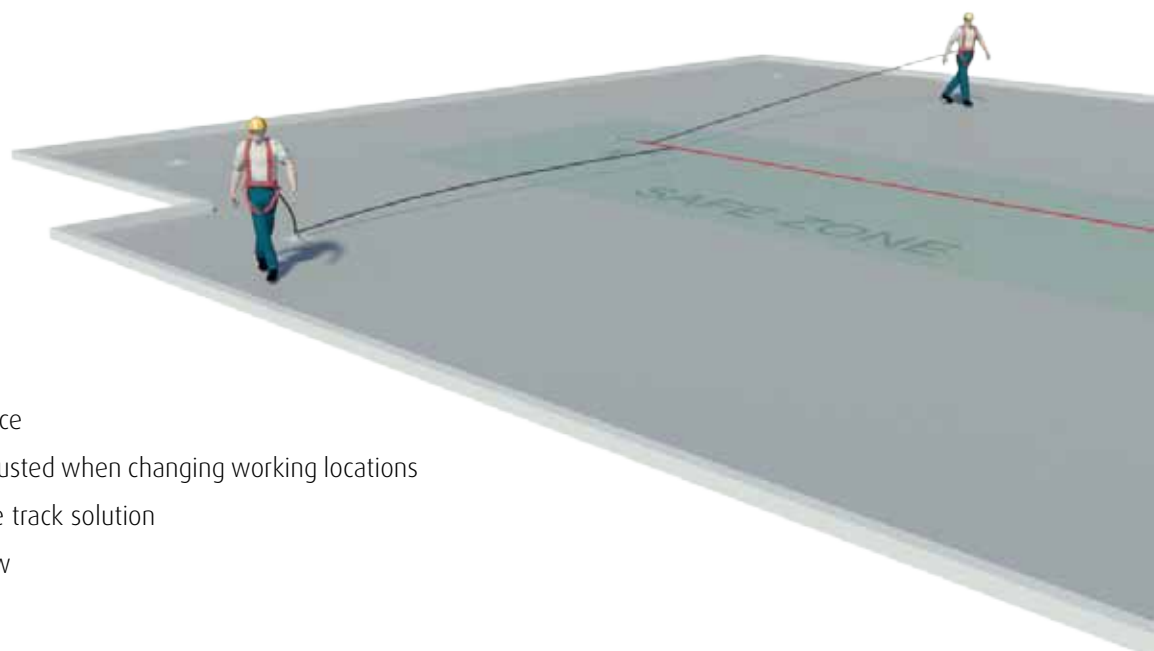
Suitable for: roofs up to 16 metres wide

Permanently fitted type XTS-Impact anchor points at intervals of up to 12 metres (up to 15 metres for short tracks), with an XTS-Linked steel cable system attached. The user is permanently hooked up by means of a slider, but maintains complete freedom of movement, provided the lifeline length is correctly adjusted. The system features additional anchor points at the corners of the roof to prevent swinging in the event of a fall.



Installation

Two or more permanent anchor points linked by a steel cable form a permanent steel cable track to ensure that once hooked up, the user can safely walk the entire roof surface. The length of the lifeline needs to be adjusted for individual working areas. This makes the system user-friendly and safe, but requires some user know-how.



Properties

- Access to the entire roof surface
- Lifeline length needs to be adjusted when changing working locations
- Most cost-effective steel cable track solution
- Requires some user know-how

Explanation

2 stars ★★☆☆☆☆

safety level

Cost-effective safety

Number of users: 1 - 2 persons per anchor point

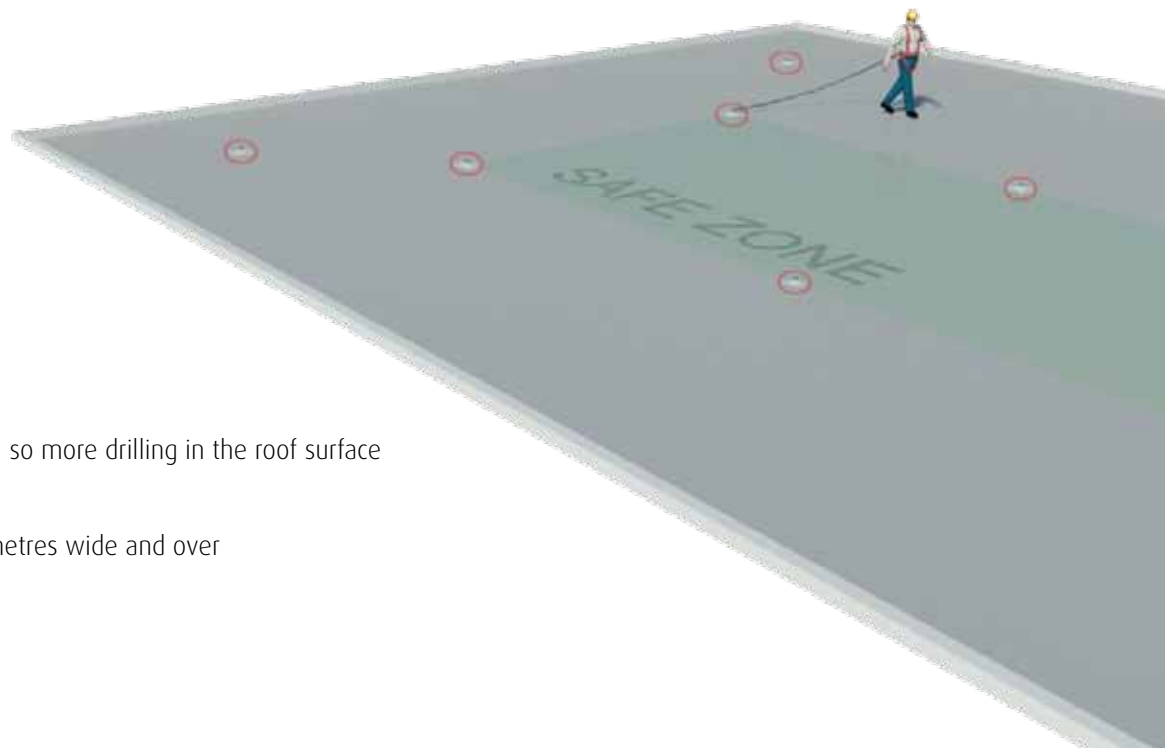
Suitable for: roofs 8 metres wide and over

Permanently fitted type XTS-Globe or XTS-Impact 360° anchor points at intervals of up to 6 metres and at approximately 4 metres from the roof edge, with optional additional anchor points at the roof corners to prevent swinging in the event of a fall.



Installation

A number of anchor points are fitted at intervals of up to 6 metres and at approximately 4 metres distance from the roof edge. The user hooks up his lifeline directly to one of these anchor points. He changes anchor points according to the working location, hooking up to the nearest anchor point when moving across the roof surface.



Properties

- Reduced safe zone
- Requires more anchor points, so more drilling in the roof surface
- Requires user know-how
- Suitable for roof surfaces 8 metres wide and over

Explanation

1 star ★★★★★

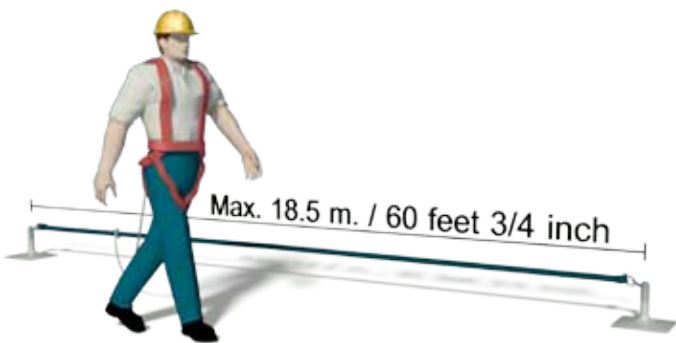
safety level

Minimum required safety

Number of users: 2 persons per mobile lifeline

Suitable for: roofs 8 metres wide and over,
allowing for system deflection

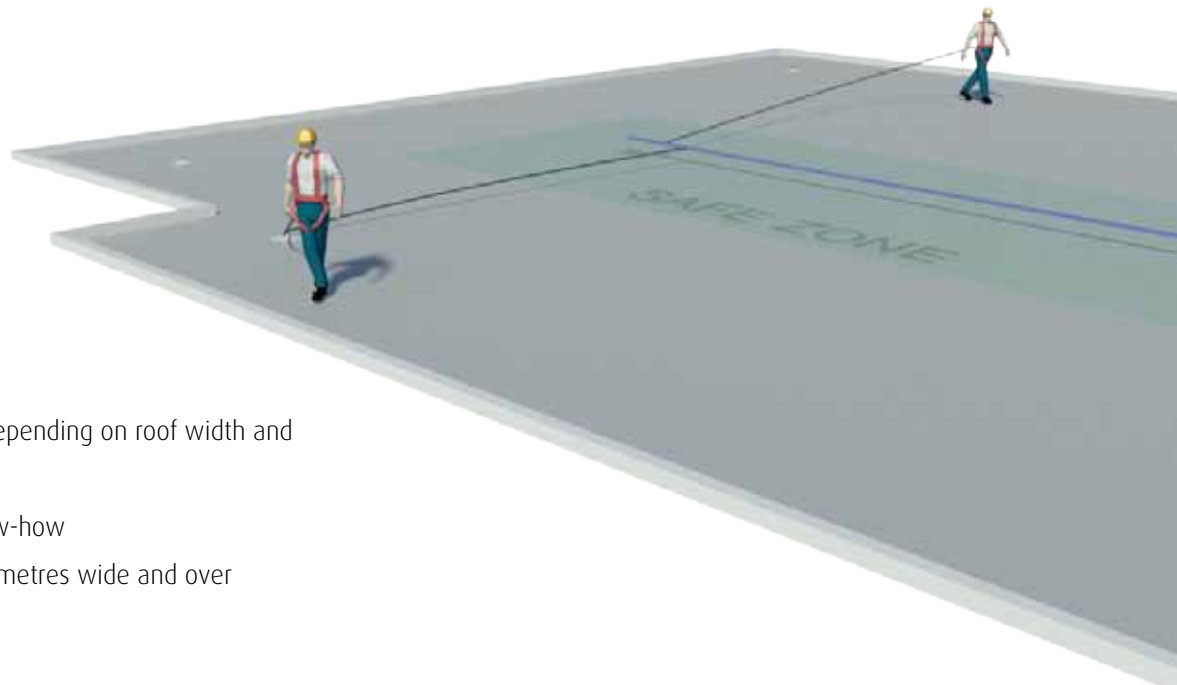
Permanently fitted type XTS-Globe or XTS-Impact 360° anchor points at intervals of up to 18.5 metres. The anchor points are located along the roof centreline as much as possible and are connected by a temporary mobile lifeline. The system can optionally be fitted with anchor points at the roof corners to prevent swinging in the event of a fall.



Installation

This solution consists of at least two permanent anchor points between which a temporary mobile lifeline is attached. The user hooks up his lifeline to the mobile lifeline. A cost-effective solution, but one that requires in-depth user know-how.

When moving along the roof surface, the user needs to move the mobile lifeline to the appropriate anchor points. Once the user is hooked up to the mobile lifeline with a correctly adjusted lifeline, safety is ensured. However, care is required when moving between working locations.



Properties

- Limited application range depending on roof width and system deflection
- Requires in-depth user know-how
- Suitable for roof surfaces 8 metres wide and over